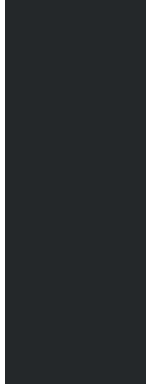




Galvalume  
26/29G




Black  
26/29G  
Prime & Thrifty




Charcoal  
26/29G  
Prime & Thrifty



Pewter  
26/29G Prime



Classic Gray  
26/29G Prime



Brilliant  
26/29G  
Prime & Thrifty



Forest 26/29G Prime



Hunter 26/29G Prime & Thrifty



Crimson 26/29G Prime



Rustic 26/29G Prime & Thrifty



Burgundy 26/29G Prime



Gallery 26/29G Prime



Ocean 26/29G Prime



Light Stone 26/29G Prime & Thrifty



Taupe 26/29G Prime & Thrifty

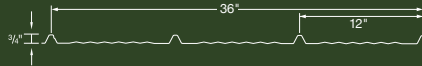


Tan 26/29G Prime

# CMT COMPONENTS

8319 Ashridge Arnheim Rd. Sardinia, Ohio 45171  
937-446-3400 ■ www.CMTComponents.com

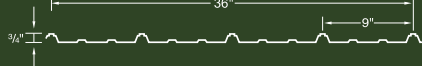
## A-Loc Plus™




## B-Loc Plus™



## C-Loc Plus™



Black Crinkle 26/29G




Charcoal Crinkle 26/29G



Gray Crinkle 26/29G



White Crinkle 26/29G



Burnished Slate Crinkle 26/29G

Brown Crinkle  
26/29G



Rustic Crinkle  
26/29G



Hunter Crinkle  
26/29G



Copper Metallic  
26/29G Prime



Brown  
26/29G Prime & Thrifty



Burnished Slate  
26/29G Prime & Thrifty

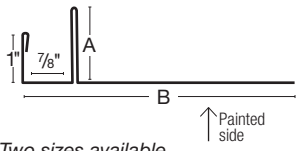


	THRIFTY	29 GA PRIME	26 GA PRIME
<b>FADE PROTECTION</b>			
Paint Warranty	20-YEAR	40-YEAR	40-YEAR
Paint Thickness	—	THICKER 1.0 mil	THICKER 1.0 mil
Fade Warranty	—	30-YEAR	30-YEAR
Fade Protection	—	✓	✓
<b>RUST BLOCKING</b>			
Advanced Rust Blocking	—	✓	✓
Perforation Warranty	—	20-YEAR	20-YEAR
Substrate Thickness	—	1.60 mil	1.60 mil
Substrate Coating	varies	AZ50 Galvalume	AZ50 Galvalume
<b>DENT RESISTANCE</b>			
Advanced Dent Resistance	—	✓	✓✓
Steel Thickness	THIN	THICK	THICKEST
Steel Gauge	29 ga.	29 ga.	26 ga.

**SHERWIN-WILLIAMS®**  
Coil Coatings

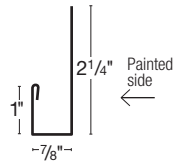
Sherwin-Williams® is a trademark of SWIMC LLC.

## Overhead Door Jamb

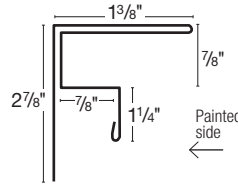


Two sizes available  
 9.25" dimensions: A = 2" B = 9 1/4"  
 7.125" dimensions: A = 2" B = 7 1/8"

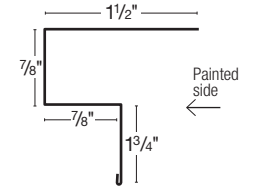
## J



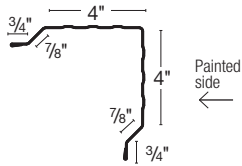
## C-Loc Plus F&J



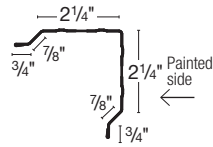
## C-Loc Plus F&J No Leg



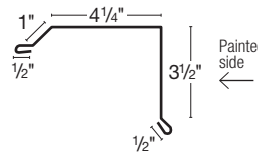
## Corner



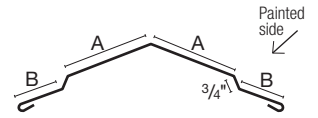
## Mini-Corner



## Residential Rake

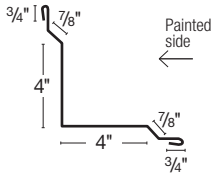


## Ridge Cap

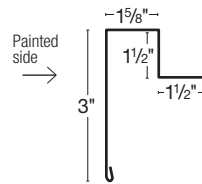


Two sizes available  
 13" dimensions: A = 4" B = 1 3/4"  
 19" dimensions: A = 4 1/2" B = 4 9/16"

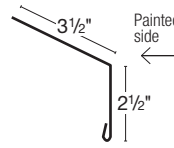
## Inside Corner



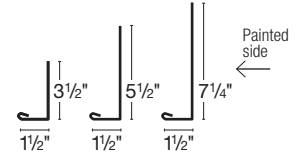
## Slider Door Jamb Cover



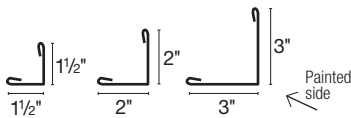
## Drip Edge



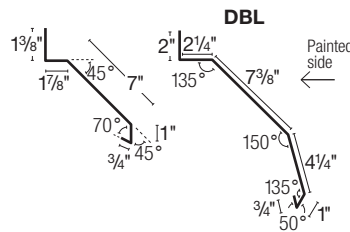
## Fascia



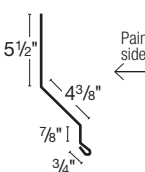
## Single Angle



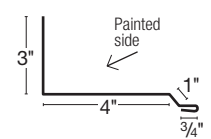
## Round Track Cover



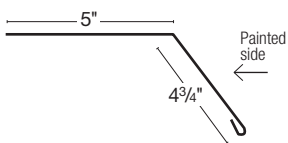
## Universal Endwall



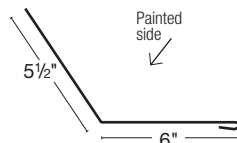
## Universal Sidewall



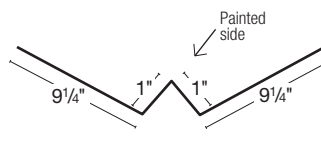
## Upper Gambrel



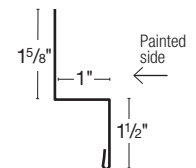
## Pitch Break



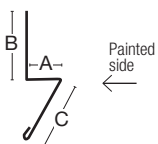
## Valley



## Z-Bar



## Rat Guard



Two sizes available  
 0.875" dimensions: A = 1" B = 1 5/8" C = 1 1/2"  
 1.5" dimensions: A = 1 1/2" B = 1 5/8" C = 2 1/8"

## Rockledge

